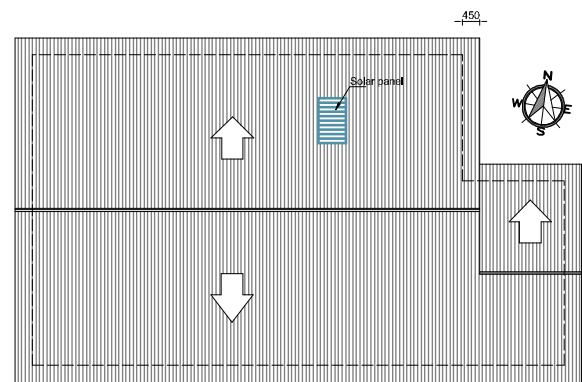
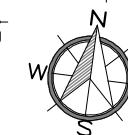


GROUND STOREY AND ELECTRICAL LAYOUT PLAN
SCALE 1:100



ROOF PLAN
SCALE 1:200

BRAAI NOTE: 230mm BRICK WALL WITH BRICKFORCE
ADDED EVERY 3 LAYERS ON 15mpa CONCRETE
FOUNDATION. BRAAI PLATFORM: 110mm LINTELS



LIGHTING ENERGY DEMAND:
ALLOWED: 5W/m²

5W/m² x 106.53m² = 532.62W

11 x 11W CF lamps = 121W
4 x 32W F lamps = 128W
= 249W

OR
249W/106.53m² = 2.33W/m² (<5W/m²)

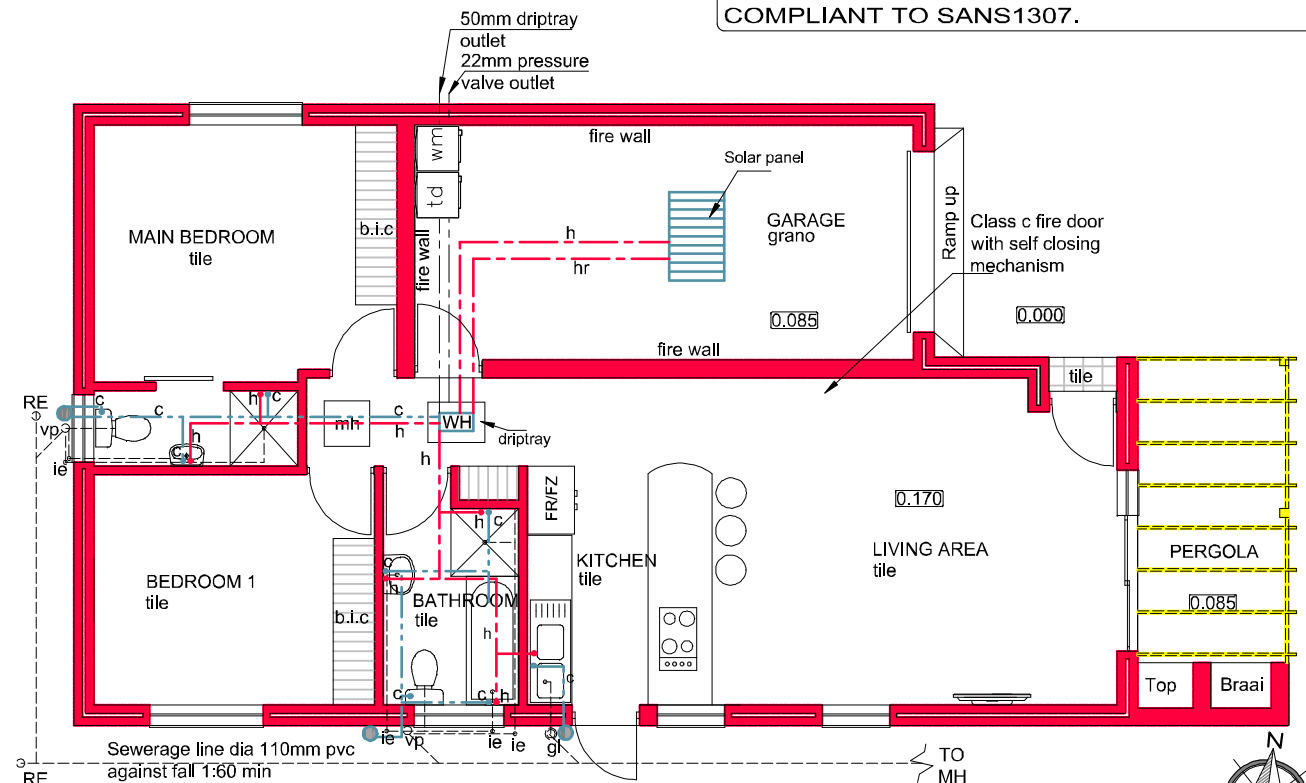
ELECTRICAL SYMBOL LAY-OUT	
	CEILING LIGHT
	DOWN LIGHT
	WALL LIGHT
	HEAT RESISTANT WALL LIGHT
	WATER PROOF WALL LIGHT
	STAIRLIGHT
	OUTSIDE BOXED DOUBLE WALL PLUG
	DOUBLE WALL PLUG
	STOVE/OVEN POINT
	LIGHT SWITCH
	FLORESCENT LIGHT
	DISTRIBUTION BOARD
	T.V. POINT
	INTERCOM POINT
	TELEPHONE AND INTERNET POINT

ROOF ASSEMBLIES INSULATION VALUES:	
R-VALUE REQUIRED:	3.7m ² - k/w
CLIMATIC ZONE:	4
DIRECTION OF HEAT FLOW:	UP
R-VALUE (m ² -k/w) OF METAL ROOF COVERING MATERIAL:	0.30
R-VALUE OF CEILING:	0.05
ADDED R-VALUE OF ISOTHERM 100mm INSULATION:	2.04
ADDED R-VALUE OF DOUBLE SIDED RADENSHIELD INSULATION:	1.59
R-VALUE ACHIEVED:	3.98m ² k/w

ALL INSPECTIONS BY APPOINTED PROFESSIONAL PERSONS WITH RELEVANCE TO THE BUILDING PLANS REMAINS THE RESPONSIBILITY OF THE OWNER AND SHOULD BE ARRANGED 24 HOURS BEFORE HAND.

HOT WATER SYSTEM NOTE:
1 X 16 EVAQUATED TUBE RETROFIT SOLAR HOT WATER HEATING SYSTEM CONNECTED TO A 150Ll KWIKHOT GEYSER SYSTEM OR SIMILAR. COMPLIANT TO SANS1307.

AREA SCHEDULE:	
NEW DWELLING:	106.53m ²
PERGOLA:	9.74m ²
TOTAL:	116.27m ²
ERF:	245.63m ²
COVERAGE:	43.37%



GROUND STOREY SEWER AND WATER LAYOUT PLAN
SCALE 1:100

GARDEN ROUTE HOUSE PLANS
AP OUDSHOORN (Pr Arch D)
P O BOX 986
KLEINBRAKRIVIER 6503
CELL 0823363616
E-MAIL: info@gardenroutehouseplans.co.za
WEB-SITE: www.gardenroutehouseplans.co.za
SACAP reg no: PAD20570

PROJECT TITLE: PROPOSED NEW DWELLING UNIT B
FOR OWNER: SEEGENOT ONTWIKKELING
ERF NO: PLAN B ERF 1153
TOWNSHIP: TERGNIET
MUNICIPALITY: MOSSEL BAY
CREATED BY: ENGELA MOGGEE
DATE: OCTOBER 2017
DRAWING:
SHEET: 001
SCALE: -----
OWNER'S SIGNATURE:
© COPYRIGHT RESERVED